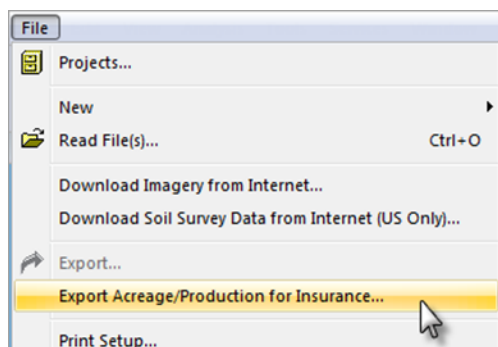


How to Export Your Acreage/Production Data

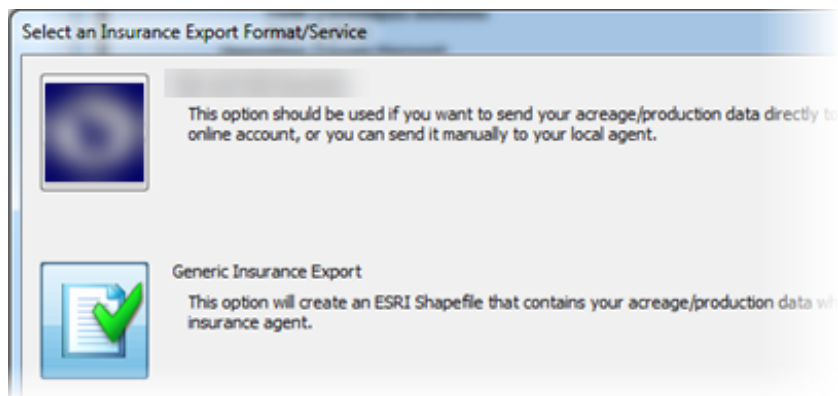
Crop insurance reporting data includes important field details such as acreage, planting dates, and crops. You can extract this data and import it into MyAgData for analysis and reporting.

How Do I Start?

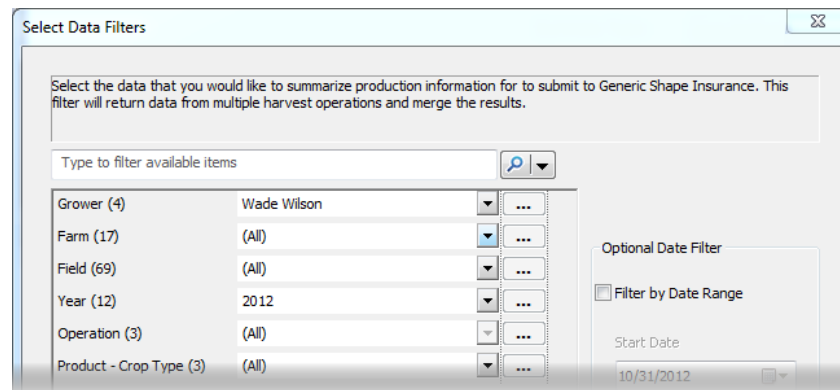
1. Click **File > Export Acreage/Production...**



2. Choose the insurance format export format you need. **Generic Insurance Export** is not selected by default. Click **Export to Generic Insurance** and the Data Filter wizard starts.



3. Use the production information and date filter settings to refine the focus of your data. Click **Next**.



4. You can further narrow the focus by removing datasets from the results. Select one or more sets and click **Delete**. Click **Next** to continue.



5. Choose the location where you want to store your exported data file.
6. Review your export options, then click **Finish**. Click **Back** if you need to make any revisions.