

How to Export Your Acreage Data

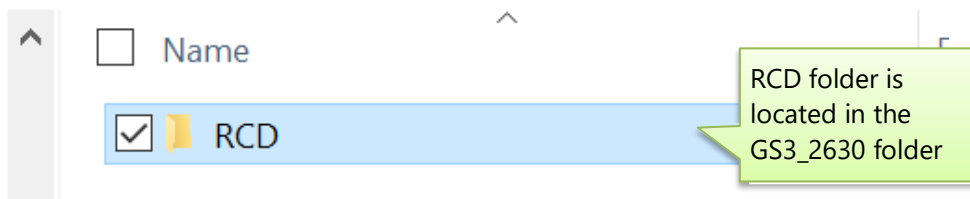
Acreage reporting data includes important field details such as acreage, planting dates, and crops. You can extract this data and import it into MyAgData for USDA Acreage Reporting.



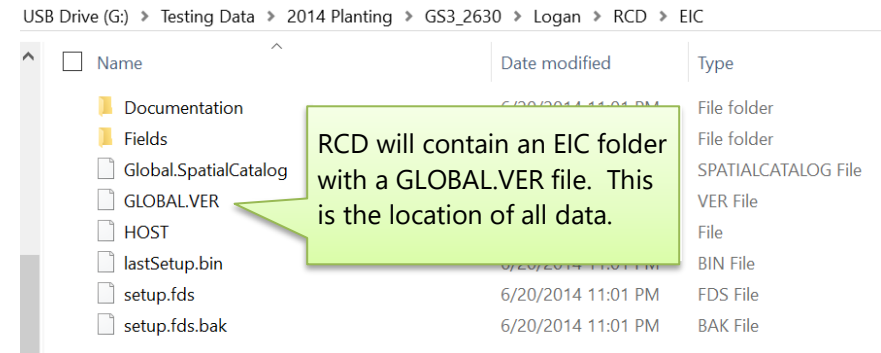
How Do I Start?

1. Remove the card from the monitor, insert it into your computer to verify the folders containing the RCD folder is on the card.

USB Drive (G:) > Testing Data > 2014 Planting > GS3_2630



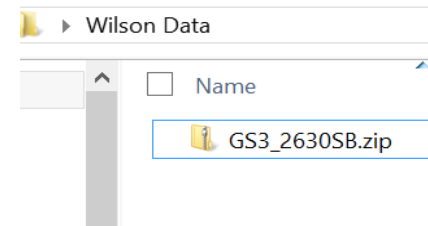
1. Identify the file that needs to be zipped, this folder is always called GS3_2630.



2. Right click on the file and choose send to a compressed zip file.



3. Save the zipped file to a folder of the customer's name for easy recognition for downloading.



4. Upload the file into MyAgData using the Precision Ag Upload Option.